

Product Data Sheet

Boot Trays

Instruction and safety information

Date of issue: 2024-12-05

Sheet No: 1/2024

Update: 19.12.2024

SECTION 1 Company recognition

1.1. COMPANY:
Rezaw-Plast Ryszard Zawół
Ul Leśna 46
05-083 Zaborów
NIP: 529 001 04 16
REGON: 010585493

1.2. CONTACT DETAILS:
www: rezaw-plast.pl
e-mail: sklep@rezaw-plast.pl
tel.: (+48) 22 780 92 12

1.3. TRADEMARK:
logo:



Trademark ID: R.197408

logo:



Trademark ID: R.197409

SECTION 2 Product recognition

2.1. Product type:
BOOT TRAY

2.2. Material:
TPE Thermoplastic elastomer

2.3. Production recognition:
batch number - listed on the label

2.4. Product recognition:
article number - permanently imprinted on the product,

2.5. Made in Poland

2.6. **Product labelling and packaging example:**






2.7. **Warranty:**
2 years

2.8. **Recycling:**
fully recyclable



SECTION 3 Exploitation and maintenance

| | |
|------|---|
| 3.1. | The rubber boot tray effectively protects the floor from mud, snow, water and ensures a clean interior. It can be used as a stand for: - shoes - dog bowls - flower pots |
| 3.2. | Flexible and durable, crack-resistant. |
| 3.2. | Do not attempt to modify the product as it may affect the intended use of the product. |
| 3.5. | After removing the rolled boot tray from the box, place the boot tray directly on the floor. |

| | |
|---|---|
| | CAUTION! |
|  | To avoid the risk of suffocation, keep the plastic bags away from babies and children. |
|  | To avoid accidental injuries, use caution while using any tools. To prevent injuries, do not expose children to sharp instruments. |
|  | In case of visible damage or wear, replace the product with a new one. |

Boot tray arrangement model



3.5.



We recommend cleaning the boot tray as follows:

1. Remove dust and dirt with a Hoover.
2. Wash the boot tray with mild soap and warm or cold water.
3. Dry the boot tray completely before putting it back in place.


3.6.



If you have any questions, please contact our customer service team, we will provide the best and professional service.

Example of product labelling and packaging





REZAW-PLAST s.c. Leśna 46, www.rezaw-plast.pl
75-083 Zaborów sklep@rezaw-plast.pl
tel: +48 22 780 92 12

FITS TO:
Ociekacz czarny / Boot Tray black

Ociekacz / Boot tray
180101
Nr partii/Batch No:
KT911124
Made in POLAND 6 901165 203938

REZAW-PLAST s.c. Leśna 46, www.rezaw-plast.pl
75-083 Zaborów sklep@rezaw-plast.pl
tel: +48 22 780 92 12

FITS TO:
Ociekacz czarny / Boot Tray black

Ociekacz / Boot tray
180101
Nr partii/Batch No:
KT911124
Made in POLAND 6 901165 203938



REZAW-PLAST ®

www.rezaw-plast.pl
Tel.: (48-22) 725 99 02

REZAW-PLAST s.c. Leśna 46, www.rezaw-plast.pl
75-083 Zaborów sklep@rezaw-plast.pl
tel: +48 22 780 92 12

FITS TO:
Ociekacz czarny / Boot Tray black

Ociekacz / Boot tray
180101
Nr partii/Batch No:
KT911124
Made in POLAND 6 901165 203938

REZAW-PLAST s.c. Leśna 46, www.rezaw-plast.pl
75-083 Zaborów sklep@rezaw-plast.pl
tel: +48 22 780 92 12

FITS TO:
Ociekacz czarny / Boot Tray black

Ociekacz / Boot tray
180101
Nr partii/Batch No:
KT911124
Made in POLAND 6 901165 203938